

# TRIBÙ



## BRANCH lounge

ART N°  
07640

### MATERIALS

- Frame in high pressure injected aluminium with a double powder coating.
- Seat in Batyline available in white, silkgrey and wengé.

### CUSHIONS

Seat cushion: C07640W  
Dryfoam filling  
COM (Customer own material):  
For colours please consult our fabric colour overview

BRANCH lounge

TECHNICAL DETAILS

Net weight 26.5 kg

SHIPPING

Box 1 218x82x40cm 0.7 m3 29 kg

FEATURES

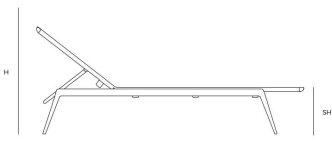
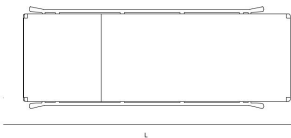
- no assembly required
- Cover available
- Stackable by 4
- Adjustable
- ASTM B117-11
- BIFMA X5-range
- CPSD-HL-01010-MTHD
- CPSD-HL-01012-MTHD

PROTECTIVE COVER


- Covers in PU-breathable material. Colour grey.

DIMENSIONS

Length (L)	207.0 cm
Seat height with cushion (SHC)	37.0 cm
Width (W)	73.0 cm
Seat height without cushion (SH)	34.0 cm
Seat width (SW)	63.0 cm



COLOUR OPTIONS FRAME



COLOUR OPTIONS SEAT SUPPORT

